

# Colorlinc

## Technical Specifications



**HOUSING:**

- Clear Acrylic
- IP50 rating (Dry)

**UNIT DIMENSIONS (L X W X H):**

- **CL-12-RGB:** 304mm (12.00") x 28 mm (1.10") x 33mm (1.30")
- **CL-24-RGB:** 604mm (24.00") x 28 mm (1.10") x 33mm (1.30")

**UNIT WEIGHT:**

- **CL-12-RGB:** 84 g (2.96 oz)
- **CL-24-RGB:** 179 g (6.31 oz)

**LEADER CABLE:**

- Integral lead wires with male/female connectors

**SOURCE:**

- Selected High Performance LED

**LIFE EXPECTANCY:**

- 75,000+ hours

**BEAM SPREAD:**

- 160 degree

**COLOR RANGE:**

- 16.7 million additive colors
- Tri-color (red, green and blue) LEDs for a full range of smooth saturated colors

**FIXTURE POWER REQUIREMENTS:**

- 24VDC

**FIXTURE OUTPUT:**

- **CL-12-RGB:** 3.6W
- **CL-24-RGB:** 7.2W

**POWER CONSUMPTION:**

- **CL-12-RGB:** 4.0W
- **CL-24-RGB:** 8.0W

**INPUT VOLTAGE TO POWER SUPPLY:**

- 85-264VAC

**POWER/CONTROL INTERFACE:**

- Compatible with illumivision Power Brain (sold separately)
- AutoADD technology
- DMX Addressable

**CONTROL SPECIFICATIONS:**

- Controlled by illumivision or approved third party DMX controllers

**OPERATING TEMPERATURE:**

- 0°C to +55°C (32°F to +131°F)

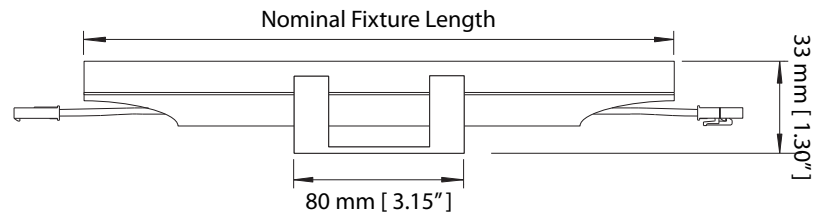
**illumivision inc.**  
 7224-50th Street  
 Edmonton, Alberta T6B 2J8  
 Tel: 1-888-705-1028  
 Fax: 1-780-461-7299  
 www.illumivision.com

standard order code	CL	-	_____	-	RGB
	<b>PRODUCT</b>		<b>FIXTURE LENGTH</b>		<b>LED LIGHT COLOR</b>
	<b>Colorlinc</b>		<b>12</b>		<b>RGB</b>
			12-inch		Color Changing
		<b>24</b>			
		24-inch			

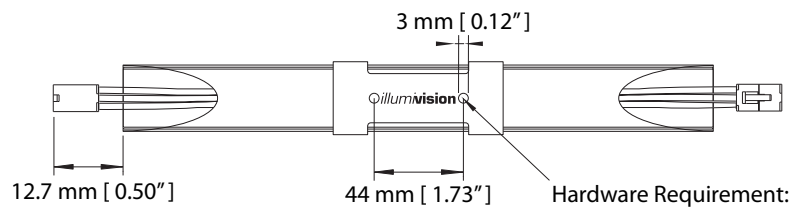
Specifications subject to change without notice.

# Colorlinc

## Physical Dimensions



**Front View**



**Top View**

Hardware Requirement:  
#6 Pan Head Screws



**Left View**

Model Number	Fixture Size (mm/in)	Weight (g/oz)
<b>CL-12-RGB</b>	304/12	84/2.96
<b>CL-24-RGB</b>	604/24	179/6.31

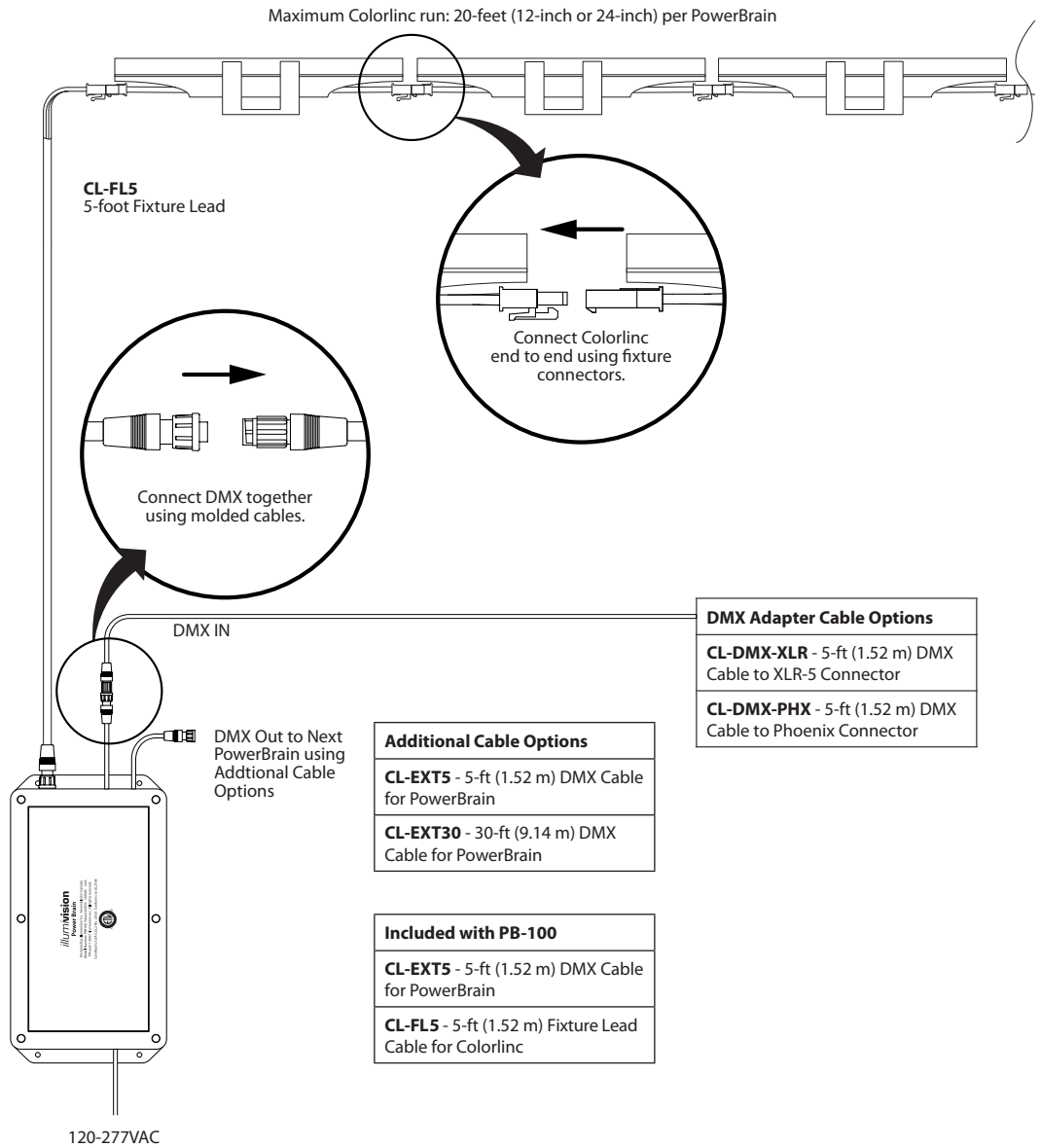
**illumivision inc.**  
7224-50th Street  
Edmonton, Alberta T6B 2J8  
Tel: 1-888-705-1028  
Fax: 1-780-461-7299  
www.illumivision.com

Specifications subject to change without notice.

# Colorlinc

## Wiring Diagrams

**Note:** Maximum distance between DMX controller and last Power Brain is **800-ft.**  
Maximum **(32)** PowerBrains per DMX Branch.



**illumivision inc.**  
7224-50th Street  
Edmonton, Alberta T6B 2J8  
Tel: 1-888-705-1028  
Fax: 1-780-461-7299  
www.illumivision.com

Note: the Colorlinc Fixture Lead, DMX, and DMX Adapter cables are pre-assembled to ensure faultless wiring. Do not modify, shorten, or lengthen the cable. Do not remove or replace the factory installed connectors.

Specifications subject to change without notice.